


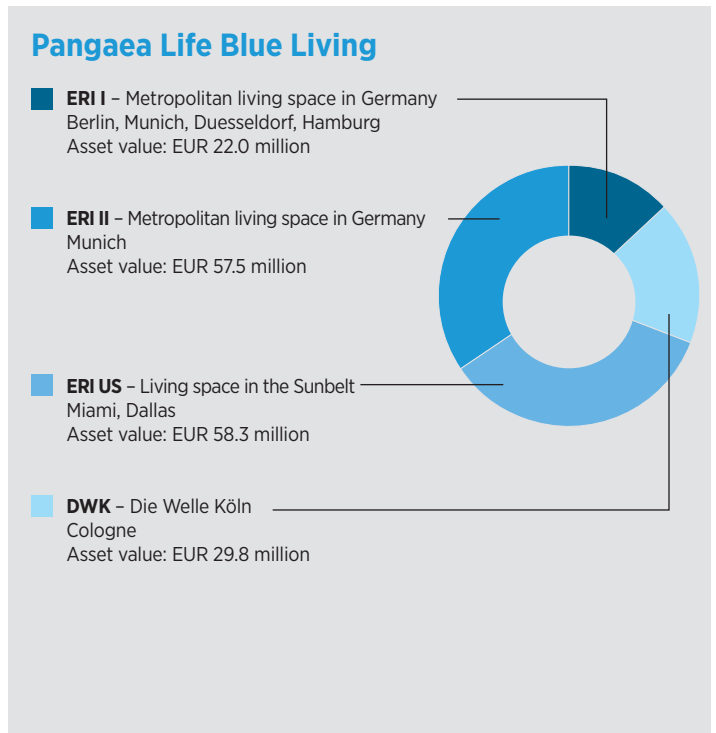
Pangaea Life Fund

At Pangaea Life, renewable energies and sustainable real estate ensure returns and climate protection. The Pangaea Life funds are available to customers exclusively through the insurance group 'die Bayerische' in all three tiers of retirement provision.

As part of the further evolution of our Pangaea Life universe, we have expanded our Blue Fund spectrum through the addition of more share classes. With the aim of providing a transparent and consistent overview of all the share classes, this marketing document presents the gross performance of the Pangaea Life funds. In other words, the performance prior to deducting the fund costs. Further information on the funds and the performance of your product-specific share class can be found at www.pangaea-life.de/anlageloesungen/fondsdocuments.

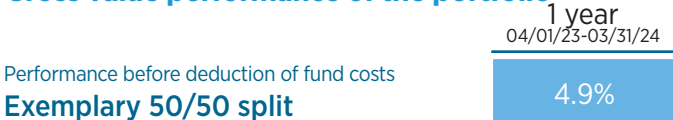


As at: 03/31/2024



As at: 03/31/2024

Gross value performance of the portfolio



New: Since 01/01/2024, the gross value performance is indicated.



This information is historical and indicative. Past performance is not a reliable indicator of future results.

This document is a marketing communication – the information herein does not constitute any form of investment advice.

Pangaea Life GmbH
Thomas-Dehler-Strasse 2
81737 München
info@pangaea-life.de
www.pangaea-life.de



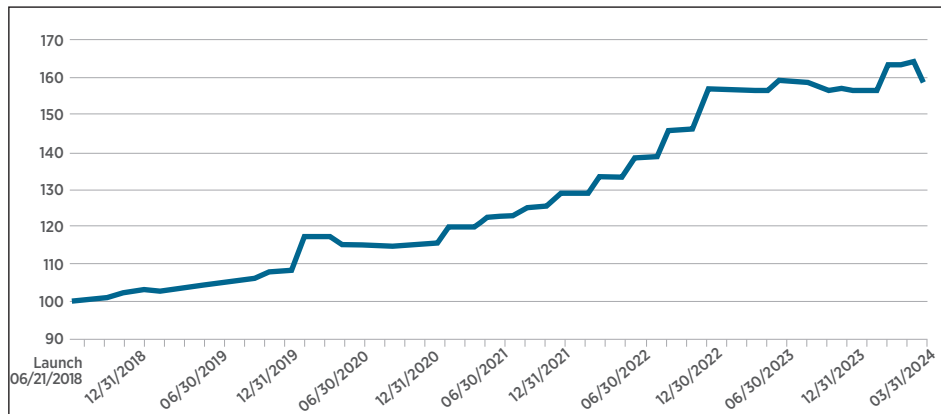
Fund Details

Pangaea Life Blue Energy

Investment strategy

Pangaea Life Blue Energy invests mainly in renewable energy facilities, particularly photovoltaics, wind and hydropower plants, as well as energy storage and energy-efficient projects. These are to be held over their technical useful life for the long term. A liquidity reserve is retained as well.

Gross value performance of the fund since launch, base 100



As at: 03/31/2024

Explanatory notes on performance

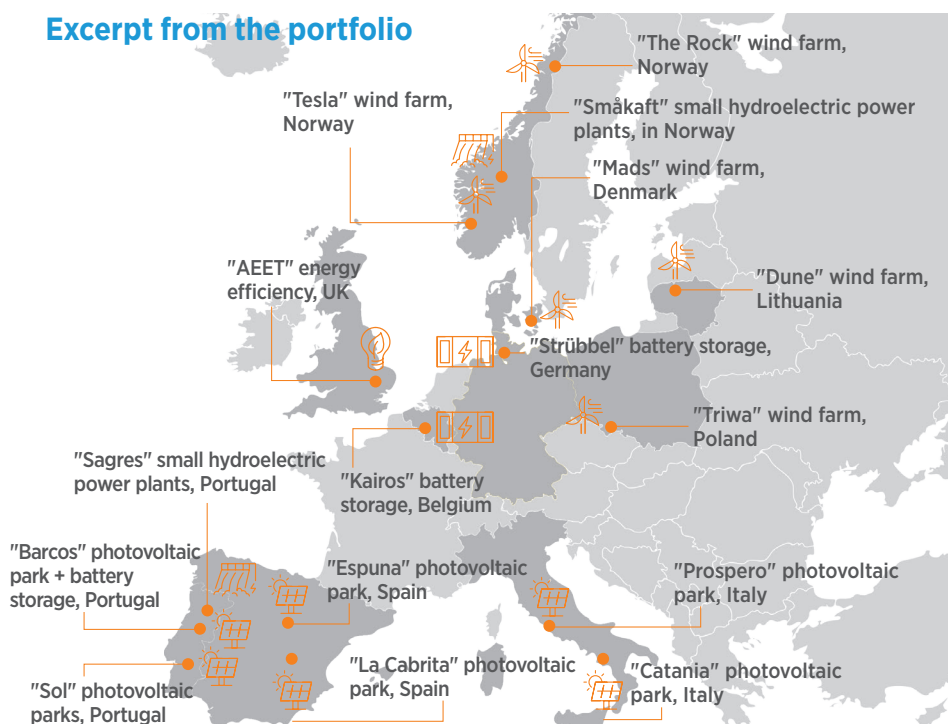
The values shown refer to the Pangaea Life Blue Energy Fund. The fund costs are not yet included in the performance (gross performance) in order to provide a unified view of all share classes. You can find your product-specific values for volatility and costs in the link on the right below. Distributions were reinvested in the fund free of charge on the distribution date.

Gross value performance of the portfolio

	3 months	1 year	since launch p.a.	since launch accumulated
Blue Energy	-2.9%	0.4%	9.1%	65.1%

As at: 03/31/2024

Excerpt from the portfolio



This document is a marketing communication - the information herein does not constitute any form of investment advice. This information is historical and indicative. Past performance is not a reliable indicator of future results.



Fund Data

Fund name	Pangaea Life Umbrella S.A. SICAV-RAIF
Investor profile	Growth
Classification according to EU Disclosure Regulation	Article 8 Fund
Launch date	06/21/2018
Fund currency	EUR
Financial year	10/01 - 09/30

Management

Alternative Investment Fund Manager (AIFM)	Aquila Capital
Asset manager	Investmentgesellschaft mbH

Current Values

NAV (funds)	03/31/2024
	EUR 544.1 million

Risk Indicator (SRI)



All further information on values such as the use of income, costs and volatility of the Pangaea Life Blue Energy Fund can be found here:



B share class:
<https://diebayerische.tools/factsheetslive.com/product/LU1675428244/>



C share Class:
<https://diebayerische.tools/factsheetslive.com/product/LU2278487157/>

Or visit:
<https://www.pangaea-life.de/anlageloesungen/fondsdokumente>

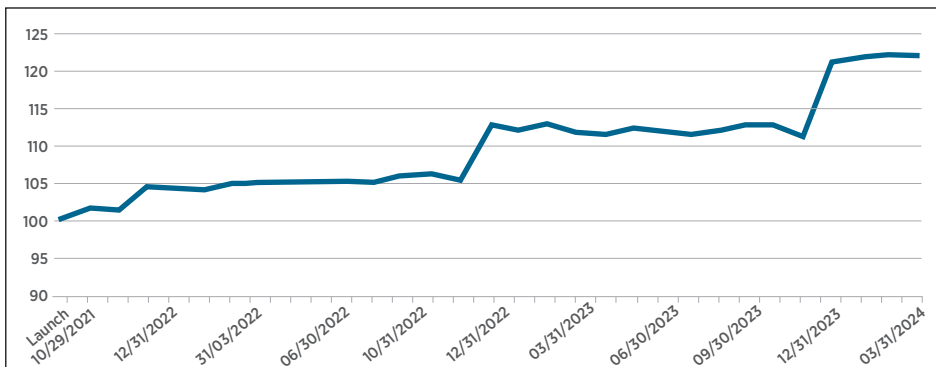
Fund Details

Pangaea Life Blue Living

Investment strategy

Pangaea Life Blue Living invests in sustainable real estate worldwide, currently focusing on metropolitan regions in Germany and top cities in the southern USA (US sunbelt). Plots of land ready for construction are acquired to develop sustainable properties and subsequently hold them. After the holding period, the properties are sold. A liquidity reserve is retained as well.

Gross value performance of the fund since launch, base 100



As at: 03/31/2024

Explanatory notes on performance

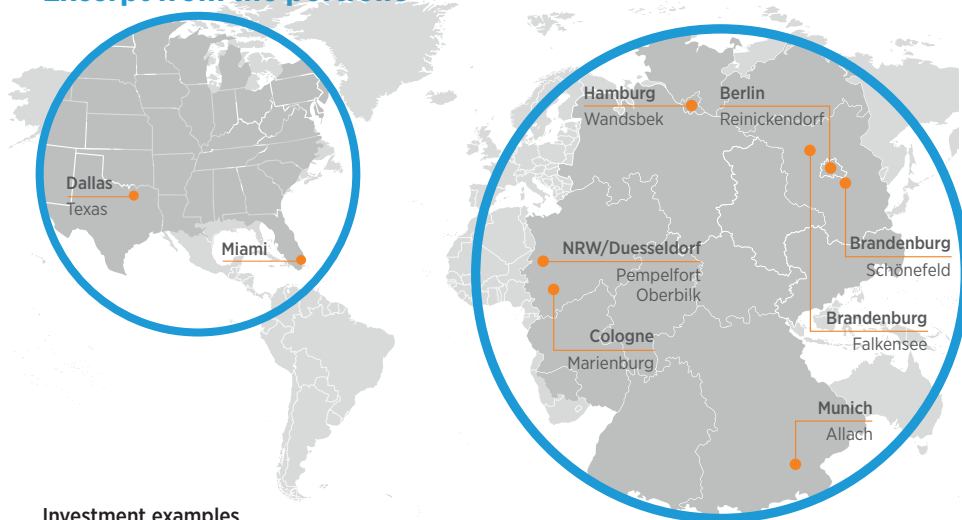
The values shown refer to the Pangaea Life Blue Energy Fund. The fund costs are not yet included in the performance (gross performance) in order to provide a unified view of all share classes. You can find your individual values for volatility and costs in the link on the right below. Distributions were reinvested in the fund free of charge on the distribution date.

Gross value performance of the portfolio

	3 months	1 year	since launch p.a.	since launch accumulated
Blue Living	0.7%	9.4%	8.6%	22.1%

As at: 03/31/2024

Excerpt from the portfolio



Investment examples



Hamburg



Berlin



Miami

This document is a marketing communication - the information herein does not constitute any form of investment advice. This information is historical and indicative. Past performance is not a reliable indicator of future results.



Fund data

Fund name	Pangaea Life Blue One Living SCA SICAV-RAIF
Investor profile	Safety
Classification according to EU Disclosure Regulation	Article 8 Fund
Launch date	10/29/2021

Fund currency	EUR
Financial year	10/01 - 09/30

Management

Alternative Investment Fund Manager (AIFM)	Empira Investment Solutions S.A.
Asset manager	Empira AG

Current Values

NAV (funds)	03/31/2024 EUR 168.4 million
-------------	---------------------------------

Risk Indicator (SRI)



All further information on values such as the use of income, costs and volatility of the Pangaea Life Blue Energy Fund can be found here:



B share class:

<https://diebayerische.tools/factsheetslive.com/product/LU2352586924/>



C share class:

<https://diebayerische.tools/factsheetslive.com/product/LU2721526247/>

Or visit:

<https://www.pangaea-life.de/anlageloesungen/fondsdokumente>